

## Special Background, Personalized, or HAM Operator License Plate Application

This form must be completed by the registered owner. To submit your application:

**Special background plates** *(complete steps 1 and 2)*

- Take this form to any vehicle licensing office and pay the required fees; OR
- Mail this form to any vehicle licensing office with the required fees in a check or money order, payable to the Department of Licensing (see [dol.wa.gov](http://dol.wa.gov) or contact any vehicle licensing office for the correct plate fee).

**Personalized and HAM operator license plates** *(complete all 3 steps)*

- Take this form to the King County Auditor's office and pay the required fees; OR
- Mail this form and required fees in a check or money order, payable to the Department of Licensing to:

**Department of Licensing**  
**PO Box 9909**  
**Olympia, WA 98507-8500**

For personalized plate fees, see [dol.wa.gov](http://dol.wa.gov)

**Military plates** – use form [TD-420-500, Military Special Plate Application](#)

**Applications mailed to DOL without the required fees will not be processed.**

**Step 1 – Applicant/Vehicle information**

PRINT or TYPE Name of registered owner		(Area code) Daytime telephone number	
Mailing address			
City		State	ZIP code
Email address		Answer the following Send my renewal notices by email instead of paper. . . . . <input type="checkbox"/> Yes <input type="checkbox"/> No	
Current Washington plate number	Tab expiration: Month/Year /	Vehicle make	Year
Vehicle Identification Number			
Vehicle plate type <i>(select one)</i> <input type="checkbox"/> Car or truck <input type="checkbox"/> Motorcycle <input type="checkbox"/> Trailer plate, large <input type="checkbox"/> Trailer plate, small			
Registered owner signature <b>X</b>			Date (mm/dd/yyyy)


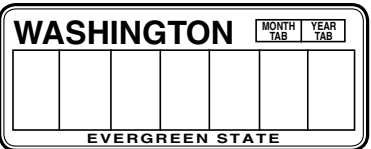

**Step 2 – Plate background – Plates with an \* are not available as trailer plates**

<p>Options <i>(select one)</i></p> <p><input type="checkbox"/> Standard mountain background</p> <p><b>Collegiate</b></p> <p><input type="checkbox"/> CWU (Wildcat)*  <input type="checkbox"/> ESC (Tree)*  <input type="checkbox"/> EWU (Eagle)*  <input type="checkbox"/> GU (Bulldog)*  <input type="checkbox"/> SU (Redhawk)*  <input type="checkbox"/> UW (Block "W")*  <input type="checkbox"/> WSU (Cougar)*  <input type="checkbox"/> WWU (Viking)*</p> <p><b>Organizations</b></p> <p><input type="checkbox"/> 4H  <input type="checkbox"/> Helping Kids Speak (Mason)  <input type="checkbox"/> Keep Kids Safe (Hand prints)  <input type="checkbox"/> Law Enforcement Memorial  <input type="checkbox"/> Washington's Lighthouses  <input type="checkbox"/> We Love Our Pets</p>	<p><b>Service Organizations &amp; Associations</b></p> <p><input type="checkbox"/> Professional Fire Fighters &amp; Paramedics        – include a letter of authorization from the Washington State Council of Fire Fighters.</p> <p><input type="checkbox"/> Volunteer Fire Fighters – include a letter of authorization from the fire district(s) where you served.</p> <p><b>Parks and Environment</b></p> <p><input type="checkbox"/> Endangered Wildlife (Orca)  <input type="checkbox"/> Washington's National Park Fund (Mountains)  <input type="checkbox"/> Washington State Parks (Waterfall)  <input type="checkbox"/> Washington's Wildlife Collection (Bear)  <input type="checkbox"/> Washington's Wildlife Collection (Deer)  <input type="checkbox"/> Washington's Wildlife Collection (Elk)  <input type="checkbox"/> Wild on Washington (Bald Eagle)</p>	<p><b>Special Interests</b></p> <p><input type="checkbox"/> Breast Cancer Awareness  <input type="checkbox"/> HAM* (Amateur radio operator) – include copy of your FCC license  <input type="checkbox"/> Music Matters  <input type="checkbox"/> Seattle Seahawks  <input type="checkbox"/> Seattle Sounders FC  <input type="checkbox"/> Share the Road  <input type="checkbox"/> Ski and Ride Washington  <input type="checkbox"/> Square Dancer*  <input type="checkbox"/> Stadium*  <input type="checkbox"/> State Flower</p> <p><b>Miscellaneous <i>(cannot personalize)</i></b></p> <p><input type="checkbox"/> Collector Vehicle*  <input type="checkbox"/> Horseless Carriage*  <input type="checkbox"/> Rideshare*</p>
--	--	---

**Step 3 – Personalized plate (complete ONLY if requesting a personalized plate)** – instructions on page 2

- Check to see if your plate is available at [dol.wa.gov](http://dol.wa.gov). Certain letter and number combinations are not allowed.
- List plate choice in order of preference.
- Characters:
  - You can use letters, numbers, dashes, or spaces. You cannot use unusual characters: #, %, &, @, etc. Spaces and dashes are considered characters; leave a box empty to indicate a space.
  - Clearly show the letter or number characters “I,” “1,” “O,” or “0” (zero). Because of similarities with “l” or “1” and “O” or “0” (zero), we treat them as the same. If one version already exists, you won’t be able to use the other. For example, ROOT = R00T and SING = S1NG.
  - Enter the meaning of the plate
- **Unacceptable plates** include those which may be: sexual or vulgar in nature; blasphemous; misleading; related to illegal substances; implying ethnic, lifestyle, or gender slurs; or are contrary to our mission to promote highway safety.
- Complaints may result in the cancellation of a personalized plate.
- We will make the plate exactly as indicated on the application.
- Allow at least 8 weeks to receive your plates.

Standard-size plates have 1–7 characters; motorcycle and small trailer plates have 1–6 characters.

Plate choices		
<p>1. </p> <p>Meaning:</p> <p>_____</p>	<p>2. </p> <p>Meaning:</p> <p>_____</p>	<p>3. </p> <p>Meaning:</p> <p>_____</p>